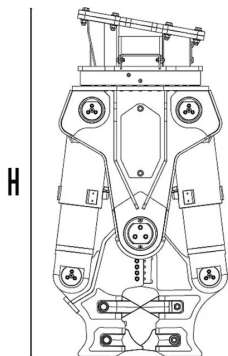
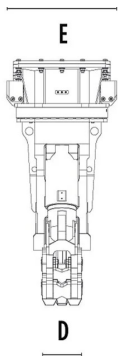
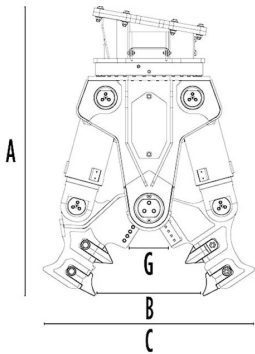


# DEMOLITION PULVERIZER

# MB-PT1650






## SPECIFICATIONS



Recommended excavator	ton	19 - 25
Main frame weight	ton	1.235
Ø Maximum Rebar	mm	40
Speed/Min. (minimum - maximum)	rpm	20 - 25
Rotation	Degree	360°
Oil pressure (rotation)	bar	200 - 250
Oil flow rate (rotation)	l/min	30 - 40
Oil pressure (opening - closing)	bar	300 - 350
Oil flow rate (opening - closing)	l/min	100 - 150
Size A	mm	1865
Size B	mm	705
Size C	mm	1390
Size D	mm	315
Size E	mm	850
Size G	mm	288
Size H	mm	2010

## JAW KIT

KIT	WEIGHT
 Crusher Kit	0.435 ton
 Pulverizer Kit	0.48 ton
 Shear Kit	0.458 ton

## OPTIONAL ACCESSORIES

12 V Electrical Kit (for 2 hose functionality)	24 Month Warranty
--	-------------------

## APPLICATION AREAS



Demolitions

