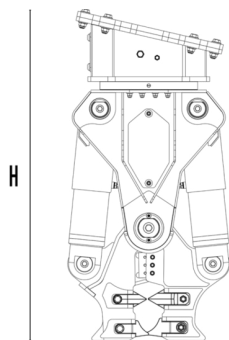
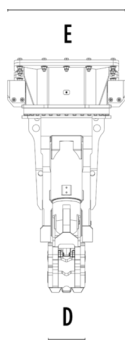
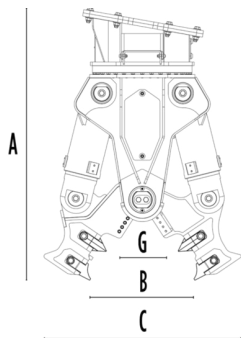


DEMOLITION PULVERIZER

MB-PT1150






SPECIFICATIONS



Recommended excavator	ton	12 - 19
Main frame weight	ton	0.845
Ø Maximum Rebar	mm	40
Speed/Min. (minimum - maximum)	rpm	20 - 25
Rotation	Degree	360°
Oil pressure (rotation)	bar	180-220
Oil flow rate (rotation)	l/min	30-40
Oil pressure (opening - closing)	bar	250-350
Oil flow rate (opening - closing)	l/min	70-100
Size A	mm	1650
Size B	mm	635
Size C	mm	1220
Size D	mm	270
Size E	mm	850
Size G	mm	258
Size H	mm	1785

JAW KIT

KIT	WEIGHT
 Crusher Kit	0.275 ton
 Pulverizer Kit	0.302 ton
 Shear Kit	0.295 ton

OPTIONAL ACCESSORIES

12 V Electrical Kit (for 2 hose functionality)	24 Month Warranty
--	-------------------

APPLICATION AREAS



Demolitions